



LESSON 2 Irreplaceable You

You will need:

- Hero or Zero - Interactive Storybook.
- **RESOURCE 2.1**
Character Cards - enough for each group.
- **RESOURCE 2.2**
Scenario Cards - enough for each group.
- **RESOURCE 2.3**
Character Exploration Sheet - enough for each group.
- **RESOURCE 2.4**
Speech Bubbles - as required.
- **RESOURCE 2.5**
Risky Situations display stars.

Lesson Outcomes

Children will develop safety skills in relation to risky situations involving the temptation of money.

Children will explore the emotional value attached to sentimental objects.

The Activity

- Using the Hero or Zero - Interactive Storybook and the Storyboards from the lesson 'Sue Lee's Dilemma' as a stimulus, ask the children to work in groups of a minimum of 5 and to take the following roles;

Sue
Sue's friend/s
Suspicious Lady (or man)
Shop assistant
Mrs Goleska
Children may also bring in other characters (parent, police etc) as the role play develops.
- It might be useful to help them to prepare by exploring their characters using the Character Exploration Sheet. Ask them to consider how their character might behave and feel in the scenario. You can also use this sheet as a reflection exercise after the role play.
- Distribute the Scenario Cards. Ask them to prepare a role play from one of the scenarios in their character roles.
- Encourage them to identify clear strategies and skills to manage the situation. It is useful to reinforce good spoken responses. Repeat them clearly and write each in a Speech Bubble. Stick the bubbles on the wall in a row, leaving space underneath them. Ask the children to think of different risky situations and record each on a Risky Situations display star.
- Ask the children to try to match their risky situation with one or more of the statements in the speech bubbles on the

wall. Hopefully many of the statements/responses will be transferable to other risky situations. Add these to your display.

- Focus on the most generic and practice these through role play. e.g. "No thank you, it might not be safe" and any risk scenario.



My character is

Sue

My character is

Sue's Friend

My character is

Suspicious Woman/Man

My character is

Shop Assistant

My character is

Mrs Goleska

My character is

My character is

A

Sue's friend tries to persuade her but Sue refuses to go outside with the suspicious lady/man and returns to Mrs Goleska with the medal.

B

Sue and her friend decide to give the medal to the charity shop and then go back to Mrs Goleska who is looking for the missing medal!

C

Sue's friend/s persuade her to go outside and take the money from the stranger.

D

Your scenario.

CHARACTER EXPLORATION

Name of your character: Age:

What do we know about them?

.....
.....

How do they **feel** in your scenario?


.....
.....
.....


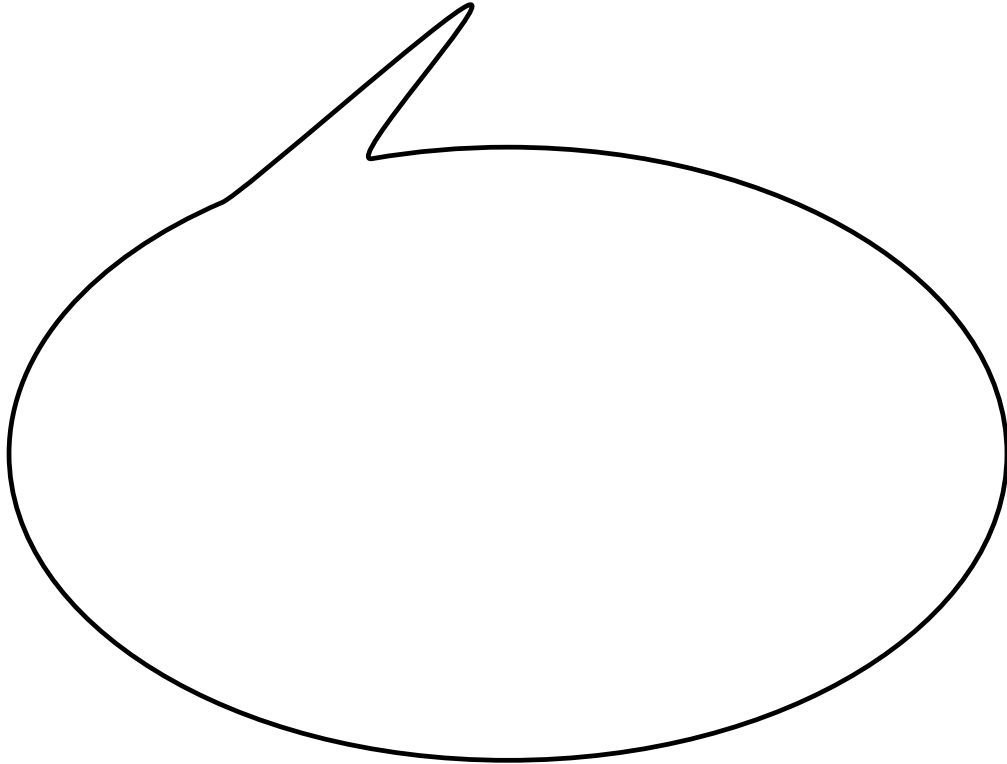
How do they **behave** in your scenario?

.....
.....
.....

Why do they behave that way?

.....
.....





RISKY SITUATIONS DISPLAY STAR

